

RoHS COMPLIANCE



- Anti-Vandal IK09/ Sealed IP65
- Square and Round version available
- 1,000,000 cycles momentary
- Variety of colors

Momentary: Means that when you push switch and then move your finger, the actuator will back to the original position.

Order Code

Series	Actuator Options	Terminal	Function	Body Material	Actuator Color	Function
V12 Non-illuminated	B- Round F- Square	P- Pin (2.0x0.5) Screw blank	Momentary no letter 1- NO	S- Stainless Steel N- Nickel plated brass A- Zn- Al Alloy Black	BK- Black W- White Y- Yellow B- Blue G- Green R- Red O- Orange	① ② 1 (NO)

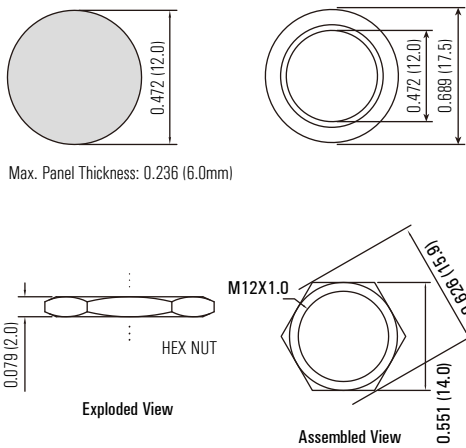
1) The Actuator color only Zn-Al alloy material available



Technical Data

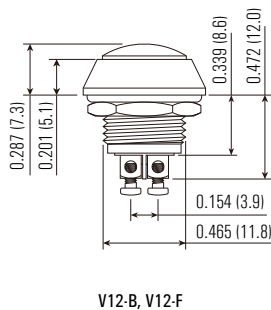
Type	V12-B/S	V12-B/A	V12-F/A
illuminated Options	Non-illuminated		
Front Shape	Round	Square	
Terminal	Screw/ Pin(2.0X0.5)		
Max. Switch Rating	2A 48VDC		
Contact Resistance	≤ 50m Ω		
Insulation Resistance	≥ 1000m Ω		
Dielectric Strength	2000VAC		
Operation Temp.	-20 C ~ +55 C		
Mechanical Life	1,000,000cycles		
Electrical Life	200,000cycles		
Contact Material	Silver Alloy		
Torque	5 ~ 14Nm		
Operation Pressure	approx. 5N		
Protection	IP65		
Material			
Actuator	Stainless Steel/ Brass/ PBT		
Body	Stainless Steel/ Brass/ Zn-Al Alloy		
Base	PBT		
Color			
Type	Finish		
Actuator	R G Y O B W BK		

Suggested Panel Cutout

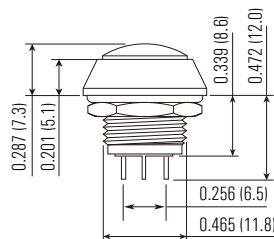


Max. Panel Thickness: 0.236 (6.0mm)

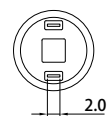
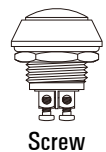
Dimension



V12-B, V12-F



V12-B/P, V12-F/P



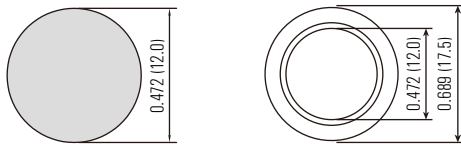
RoHS COMPLIANCE



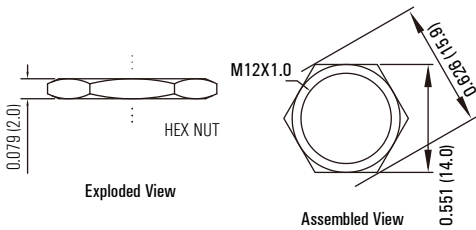
Function



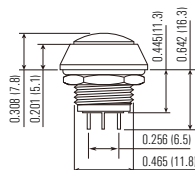
Suggested Panel Cutout



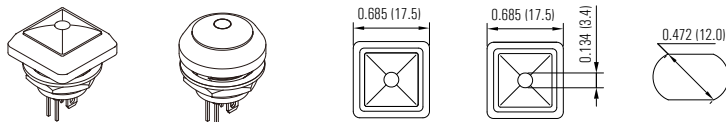
Max. Panel Thickness: 0.236 (6.0mm)



Dimension



L12-F/PB



Square Bezel

Round Bezel

Non-Illuminated

Illuminated

Panel Hole

- Sealed IP65
- Square and Round version available
- 1,000,000 cycles momentary
- Illuminated and Non-Illuminated
- Variety of colors

Momentary: Means that when you push switch and then move your finger, the actuator will back to the original position.

Latching: Means that when you push switch once it will change state and stay in this pushed-down position and will not come back to original position unless you push it again.

Order Code

Series	Actuator Options	Terminal	Function	Body Material	Illuminated Options	Color	Actuator Color
L12 Illuminated	B- Round F- Square	Pin (2.0x0.5) blank	Momentary blank Z- Latching	PB- PBT White	D- Dot Non-illuminated blank	W- White Y- Yellow B- Blue G- Green R- Red O- Orange	BK- Black W- White Y- Yellow B- Blue G- Green R- Red O- Orange



Technical Data

Type	L12-B/PB/D	L12-F/PB/D	L12-B/PB	L12-F/PB
Illuminated Options	Dot		Non illuminated	
Front Shape	Round	Square	Round	Square
Terminal	Pin(2.0X0.5)			
Max. Switch Rating	2A 48VDC			
Contact Resistance	≤ 50m Ω			
Insulation Resistance	≥ 1000m Ω			
Dielectric Strength	2000VAC			
Operation Temp.	-20 C ~ +55 C			
Mechanical Life	1,000,000cycles			
Electrical Life	200,000cycles			
Contact Material	Silver Alloy			
Torque	5 ~ 14Nm			
Operation Pressure	5.5N			
Protection	IP65			
Material				
Actuator	PBT			
Body	PBT			
Base	PBT			
Color				
Type	LED			
Actuator	R G Y O B W BK			
Illuminated Color	R G Y O B W			

